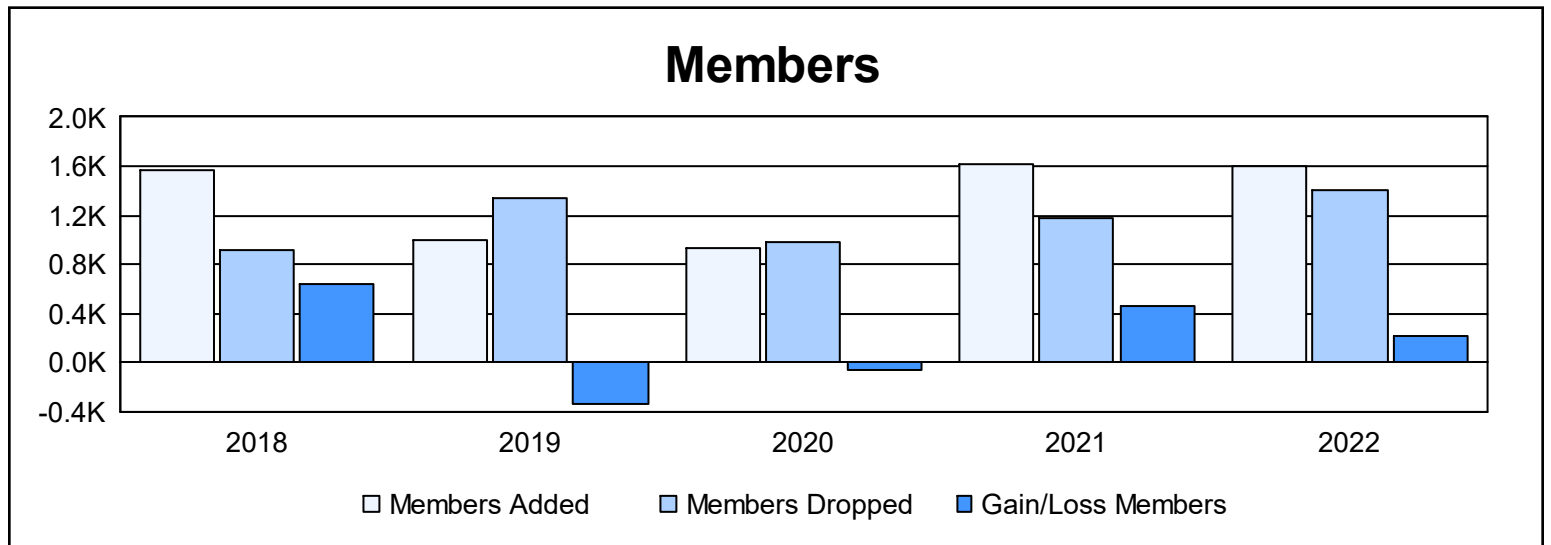
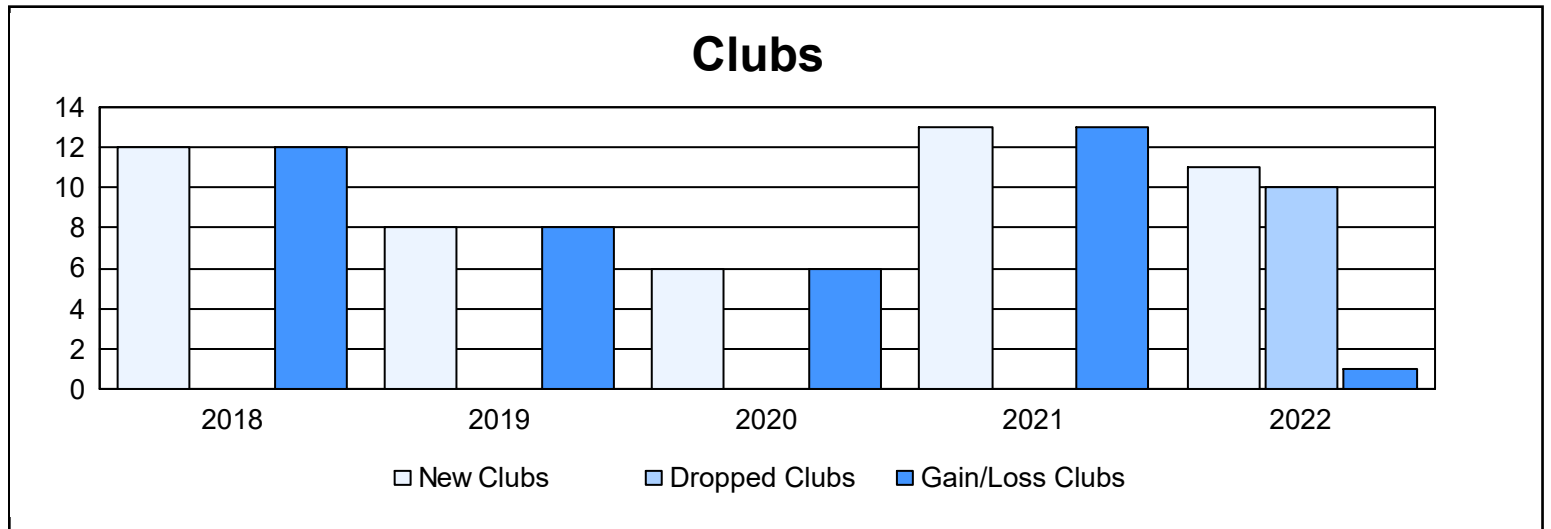
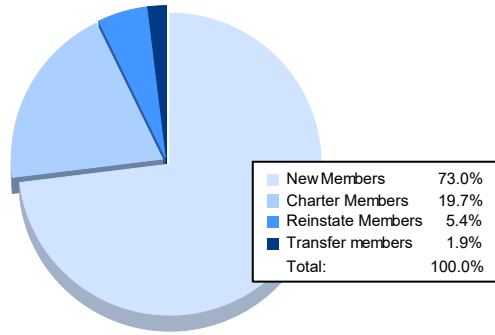


Year	New Clubs	Dropped Clubs	Gain/ Loss Clubs	New Members	Charter Members	Reinstate Members	Transfer Members	Total Member Added	Total Members Dropped	Gain/ Loss Members
2017-2018	12	0	12	1,180	318	39	24	1,561	919	642
2018-2019	8	0	8	724	233	24	19	1,000	1,341	-341
2019-2020	6	0	6	623	219	63	20	925	989	-64
2020-2021	13	0	13	1,168	396	35	25	1,624	1,169	455
2021-2022	11	10	1	1,173	316	86	31	1,606	1,397	209
<b>Average</b>	<b>10</b>	<b>2</b>	<b>8</b>	<b>974</b>	<b>296</b>	<b>49</b>	<b>24</b>	<b>1,343</b>	<b>1,163</b>	<b>180</b>



### Membership Composition June 2022 Cumulative



### Gender Composition June 2022 Cumulative

